



## Using the parental control settings (PlayStation3)

The PS3™ system includes parental control settings that restrict the playing of content with parental control restrictions (such as game or video content) or the use of the Internet. You can adjust these settings so that content intended for mature audiences cannot be viewed by children.














Although the restriction method and the setting method may vary depending on the type of content, all such content is restricted by one password. \* A password is required when adjusting parental control settings or when using content with parental control restrictions.

\* Does not include content from PSN™.



### Setting a password


1. Select  (Settings) >  (Security Settings).
2. Select [Change Password]. Follow the on-screen instructions to set the password. The password is set to [0000] by default at the time of purchase.

### Content that can be restricted

Content	Restriction scheme	Method of setting restriction
Games	By setting a parental control level on a PS3™ system, you can restrict playback of games that exceed the set level.	You can set this option in [ <a href="#">Parental Control</a> ] under  (Settings) >  (Security Settings).
DVDs	By setting a parental control level on a PS3™ system, you can restrict playback of DVDs that exceed the set level.	You can set this option in [ <a href="#">DVD - Parental Control</a> ] and [ <a href="#">BD / DVD - Parental Control Region Code</a> ] under  (Settings) >  (Security Settings).
BDs (Blu-ray Disc)	By setting a parental control level on a PS3™ system, you can restrict playback of BDs that exceed the set level.	You can set this option in [ <a href="#">BD - Parental Control</a> ] and [ <a href="#">BD / DVD - Parental Control Region Code</a> ] under  (Settings) >  (Security Settings).
Web site browsing	By setting a parental control level on a PS3™ system you can restrict the ability to start the Internet browser.	You can set this option in [ <a href="#">Internet Browser Start Control</a> ] under  (Settings) >  (Security Settings).
	You can use a Web filtering service to check the type and appropriateness of Web sites and automatically block the display of inappropriate Web sites when using the Internet. Fees may apply to use of this service.	You can set to use this type of service in  (Internet Browser) under  (Network). *1 *2
PSN™ *3	By holding a master account, a parent or guardian can restrict chat usage or the monthly spending limit for the wallet that can be used on PSN™ by sub accounts (accounts that are used by minors).	You can set these restrictions by logging in to the PS3™ system using the master account, and then selecting  (PlayStation™Network) >  (Account Management) >  (Sub Account Management). *4


\*1 The types of services that can be used vary depending on the country or region.

\*2 The setting method varies depending on the service. For details, visit the website for the service provider. The link to the website is displayed under  (Browser Security) in the  (Internet Browser) menu.

\*3 PSN™ and  (PlayStation@Store) are only available in certain countries/regions and languages.

\*4 You can create a PSN™ account in  (Sign Up) under  (PlayStation™Network).

### Hints

- Playback can only be restricted on a PS3™ system if the content in use is set with parental control restrictions.
- Content not appropriate for the age of an account holder registered on that account creation will no longer be displayed in  (PlayStation@Store).