

## Restrict Use of PS4 Features

If minors will be using the PS4™ system, parents or guardians can restrict the use of its features as necessary. To restrict use of PS4™ system features, select [Parental Controls] > [Restrict Use of PS4 Features].

The parental controls passcode must be entered to set or change feature restrictions. The default passcode is "0000".

These settings apply to all users of your PS4™ system.

### Games

You can restrict the use of games that have age limitations.

In addition to [Allow], there are 11 parental control levels. The lower the parental control number, the tighter the restriction. The default setting is "9".






The combination of the parental control level you set on the PS4™ system and the parental control level for the game determines whether a game can be played. For example, if you want to restrict use of a game with a parental control level of "4", set the PS4™ system's level one number lower to "3". Setting the level on the PS4™ system to "3" prohibits users from playing any games with a level of "4" or higher.












































### Checking parental control levels of games

Games on discs are sold in packaging that is labelled with rating level information. Use the following table to see how game rating levels correspond to parental control levels.

To check the parental control level for a game on screen, select the game in the content area, press the OPTIONS button, and then select [Information]. If a game has age restrictions, the parental control level will be displayed in the [Parental Control] field.

### Combinations of game rating labels and parental control levels

Parental control level	1	2	3	4	5	6	7	8	9	10	11
Approximate age of user	0~	3~	6~	10~	12~	14~	15~	17~	18~	-	-
Japan											

North America/Central America and South America*1									*5		
Europe*2/Africa*3/India											
Portugal											
Germany											
South Africa											
Australia										*6	
New Zealand											
Russia											

Korea								
Taiwan								
Singapore								
Brazil*4								

\*1

Excluding Brazil

\*2

Excluding Portugal and Germany

\*3

Excluding South Africa

\*4

These ratings are not compatible with the parental control level of the PS4™ system. Set the PS4™ system's level by referring to the approximate age of users in the table above.

\*5

Approximate age of user: 17~

\*6

Approximate age of user: 15~

### **Blu-ray Disc™/DVD**

You can restrict playback of Blu-ray Disc™ or DVD videos that have age limitations.

### **Blu-ray Disc™**

The default setting is [Allow]. In addition to [Allow], you can select a specific age. Select a lower age to tighten the restriction.

### **DVD**

The default setting is [Allow]. In addition to [Allow], you can choose from 8 levels. Select a lower level to tighten the restriction.

### **Country or Region for Parental Control**

Select the country or region for the disc's parental control restriction. The default setting is [United States]. It is usually not necessary to change this setting.

### **Internet Browser**

Use this setting to prevent  (Internet Browser) from starting. The default setting is [Allow].

### **Web Filter**

You can make use of a web filtering service that checks the type and safety of sites when the Internet Browser is being used and automatically prevents dangerous or harmful sites from being displayed.

Fees may apply for the use of services.

### **Select [New User] and Log In to PS4**

You can use this setting to disallow guest logins and prevent sub account holders from creating new users.

This will restrict others from logging in when parental controls have not been set for them. The default setting is [Allow].

### **Change Passcode**

You can change the parental control passcode. Correctly enter the new passcode 2 times.

If you forget the passcode, you must initialise the PS4™ system. Handle the passcode with care. Do not forget it and do not let third parties obtain it.